

Letter “A” Activities

Thank you for joining us in our alphabet study at
HappyandBlessedHome.com



Visit HappyandBlessedHome.com for **free printables** and **crafts** for preschoolers, encouragement for moms, as well as great ideas for ways to have fun together as a family.

30 Activities for Preschoolers Includes (pages: 48):

5 Coloring Pages

14 flashcards with words that start in “Aa”

3 Letter A’s for sensory tracing

3 Puzzle Crafts

Letter “Aa” Dolch sight words

3 Do-a-dot Pages

3 Tracing Pages

Shapes, Cutting and Matching

Align and Count

Identify Living Things

Letter Aa with Acorns

Apple Lace-Up Card

Cutting Practice

Counting with Airplanes

Count Apples in the Basket

Antelope Puppet Craft



A Purposeful Preschool

For our preschool activities at home with my two small children, I created over 1300 pages of alphabet printables. Each letter of the alphabet has it's own printable pack.

Fun Activities

Each printable pack is 30-60 pages in length and includes over 20 activities per alphabet letter. Thus, adding up to over 800 children's activities for practicing every letter of the alphabet.

FREE Alphabet Printables

I'm in the process of turning the A-Z Alphabet Printables into a NEW course and ebook. Once complete, the alphabet printables that are currently FREE will be converted into a "pay as you go" alphabet learning system. Learn more about the free printables here: [Alphabet Printables](#). These "FREEBIEs" are being converted, so there's a chance you could log on and find that they're up for sale. Look at the bottom of your e-mail newsletter from HappyandBlessed Home.com for a Red, Yellow, and Blue button that links to the alphabet printables A-Z. *Available for a limited time.*

My YouTube Channel

The new alphabet series will feature "YouTube" videos. I highly recommend you sign up for my YouTube channel here:

[Subscribe on YouTube](#)

About [HappyandBlessedHome.com](#) on YouTube Videos

All videos will be family friendly and include the things I feature at [HappyandBlessedHome.com](#) including easy recipes, preschool tools, and ideas for family fun.

Follow HappyandBlessedHome.com on Facebook

For the latest info and loads of tips for easy recipes, children's activities and ideas for family fun make sure to follow the [HappyandBlessedHome.com Facebook Fan Page](#)

New Preschool Learning Group on Facebook

I'm starting a new Facebook Group to provide support for [HappyandBlessedHome.com](#) fans who are working their way through the Alphabet Printables and the Preschool Circle Time Morning Board with their preschoolers. We will start sharing in this group **in the fall**. If you want to sign up and become a part of this dynamic group, please request to join here: [HappyandBlessedHome Preschool Group](#). The group will be open for the first 100 signups to get the first month free (August), after that it will be a "pay as you go" learning fan page for parents and caretakers to ask questions and get help as they work their way through the preschool curriculum series. If you have any questions please contact me via my Facebook Fan Page at: [HappyandBlessedHome.com Facebook Fan Page](#)

Tools we're using in our Preschool Classroom

Set-up:



Our set-up for crafts is at a [Mickey and Friends Activity Table](#). It's perfect for preschoolers with an easily accessible table and chair height.


For our lesson materials I use a [Board Dudes 18" x 22" Magnetic Dry Erase Board](#).

We enjoy matching games and painting on our [Melissa & Doug Deluxe Standing Easel](#).

Supplies to create Printables:

- [Scissors](#)
- [Blu-Tack Reusable Adhesive](#)
- [Paper Cutter](#)
- [Single Hole Punch](#)
- [White Card Stock](#)
- [White Copy Paper](#)
- [EPSON Printer](#)
- [EPSON Ink](#)
- [Scotch Thermal Laminator 2 Roller System \(TL901\)](#)
- [Scotch\(TM\) Thermal Laminating Pouches, 8.9 Inches x 11.4 Inches, 50 Pouches \(TP3854-50\)](#)
- If you want to create stickers you'll need some [Avery® White Full-Sheet Labels for Inkjet Printers with TrueBlock\(TM\) Technology, 8-1/2 inches x 11 inches, Pack of 25 \(8165\)](#) and you will just cut each sticker to size.

This printable pack contains affiliate links for your convenience. Thank you for your support!



[Jumping Beans](#)



[Family Faces](#)




[Sesame Street Party](#)

Follow this link to: [Subscribe to HappyandBlessedHome.com](#) and receive free activities for young children and fabulous ideas for family fun every week! Follow text links to these fun posts.

[Letter A](#)

[Letter B](#)

[Letter C](#)



[Letter D](#)



[FREE Montessori Planning Charts](#)




[Circle Time Printables](#)



Tools to aide in Preschool Learning

[Leap Frog Letter Factory DVD](#), Tad, Leap, and Lily hop from the pages of the amazingly popular Leap Pad learning toys onto the television screen in this attention grabbing phonics program. A catchy, fun song serves as a summation of each letter's "class" and entices even the most reluctant of toddlers to sing each letter's sound.



[Melissa & Doug Self-Correcting Letter Puzzles](#) - Practice letter recognition and matching skills with this wooden storage box with slide-in lid. It has 52 wooden pieces and it's great for children ages 4+ years.



[LeapFrog Scribble and Write](#) - Trace the lights to learn how to write! New writing accuracy feedback and easy-grip stylus. Teaches A-Z and 1-10, Ages 3+ years



About the creator: Monica is a blogger at HappyandBlessedHome.com. Her passion is to be an encouragement to moms and she publishes free printables and crafts for preschoolers, devotionals for moms, and ideas for having fun together as a family.

If you enjoy these printables, you should visit HappyandBlessedHome.com. There you'll find:

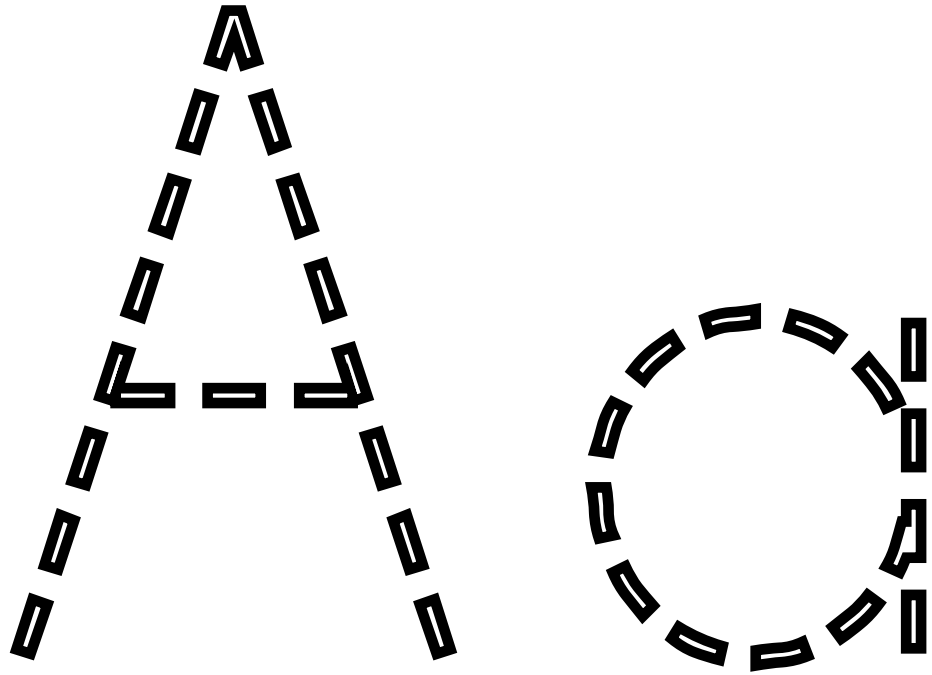
- * free games and crafts for preschoolers,
- * free printables for teaching preschoolers,
- * encouraging posts for moms, and
- * great ideas for ways to have fun together as a family


By Downloading this package you agree to the following Terms of Use: This printable package was created by HappyandBlessedHome.com. This package is intended for private/personal use only. It is not intended for commercial use and should not be hosted on another blog or website other than HappyandBlessedHome.com. If you like this printable set, you can link to the blog page where this was posted but do not link directly to this pdf file (where you are at now). Thank you for your support!

Aa


This page can be traced with a finger or marker.
Place under sand or rice for an extra-sensory activity.

Aa






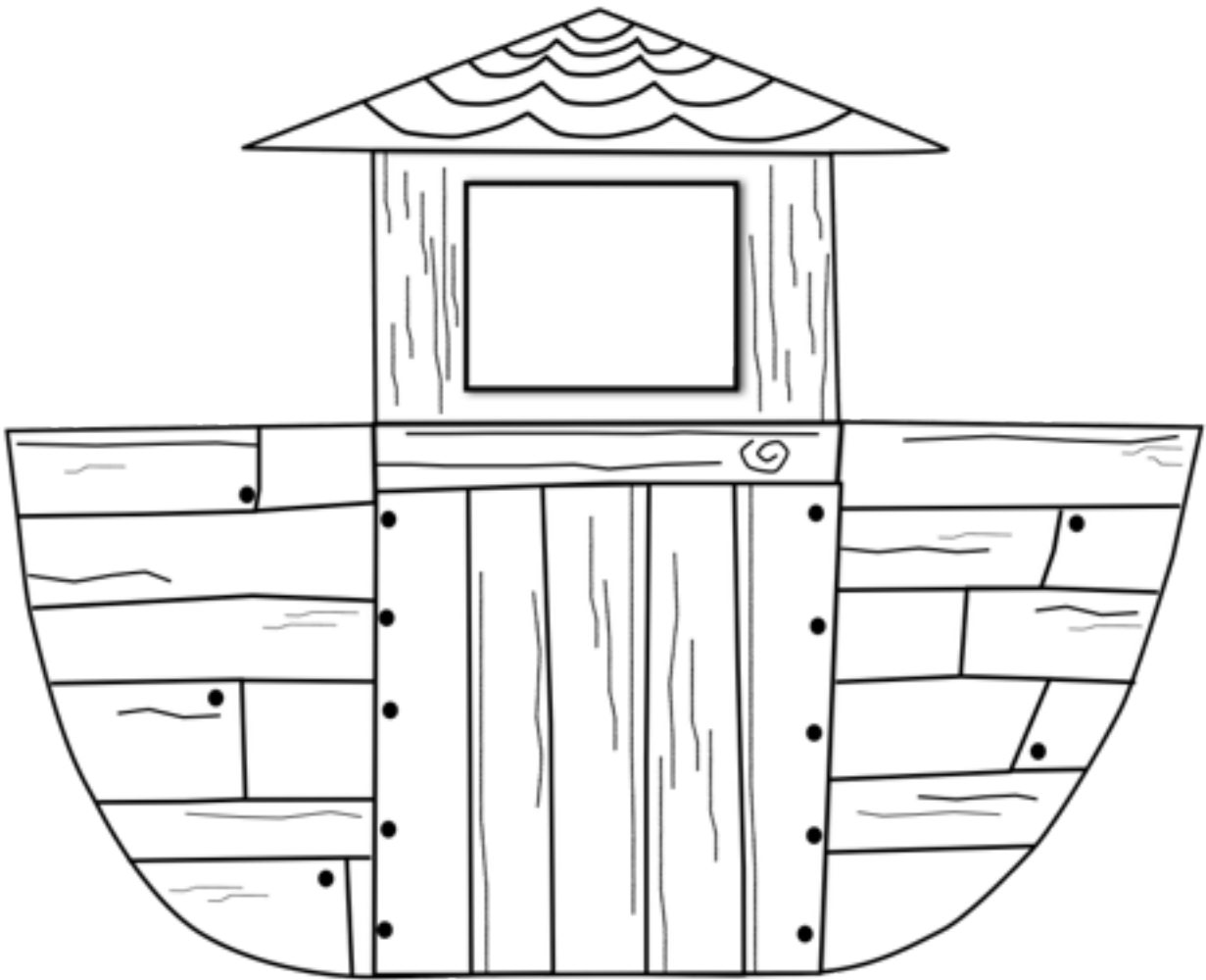
apple



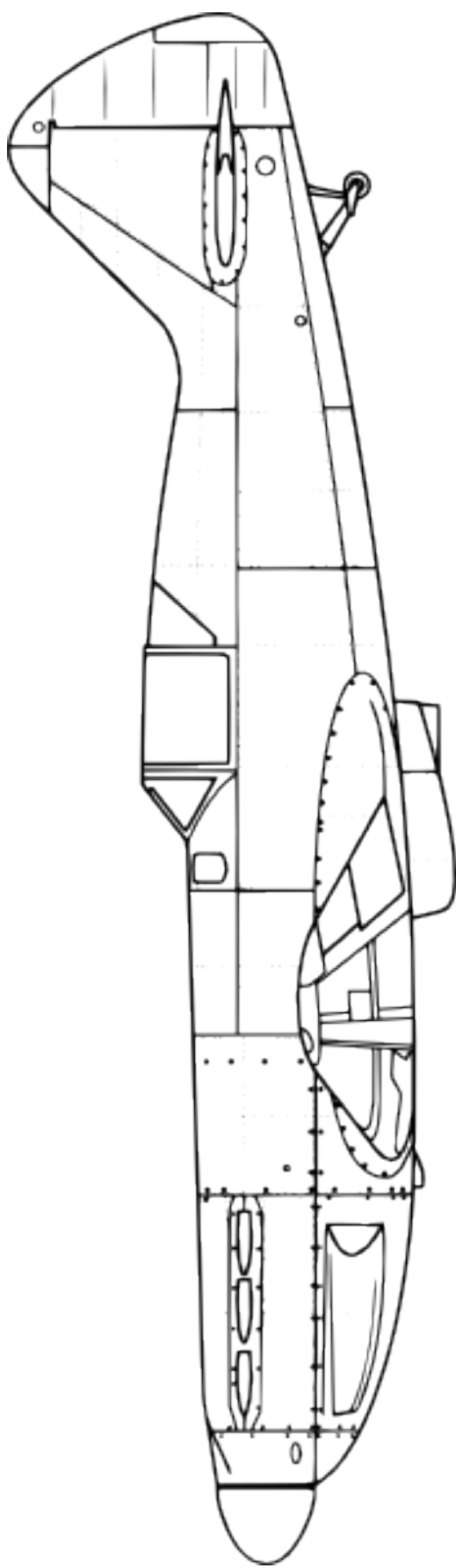
acorn



ant



ark



airplane


Letter “A” Flash Cards

HappyandBlessedHome.com

ace




ant



air



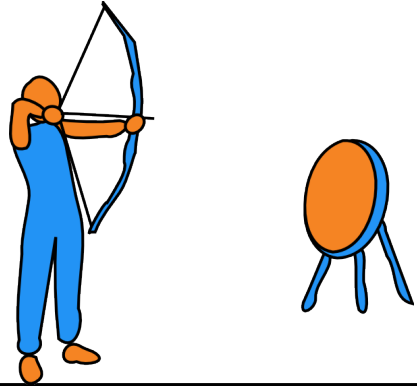
ape



ark



aim



axe



ate




arc




ask



all




apple



arm




acorn




Letter “A” Tracing Cards

HappyandBlessedHome.com

ace




ant



air



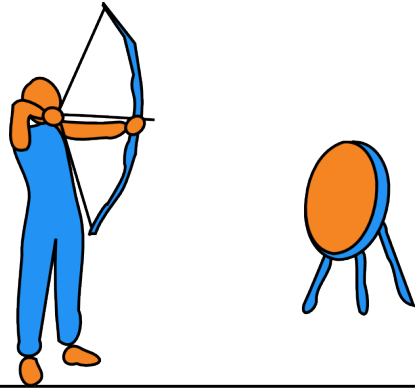
ape




ark



aim



axe



ate




arc




ask



all




apple



arm




acorn

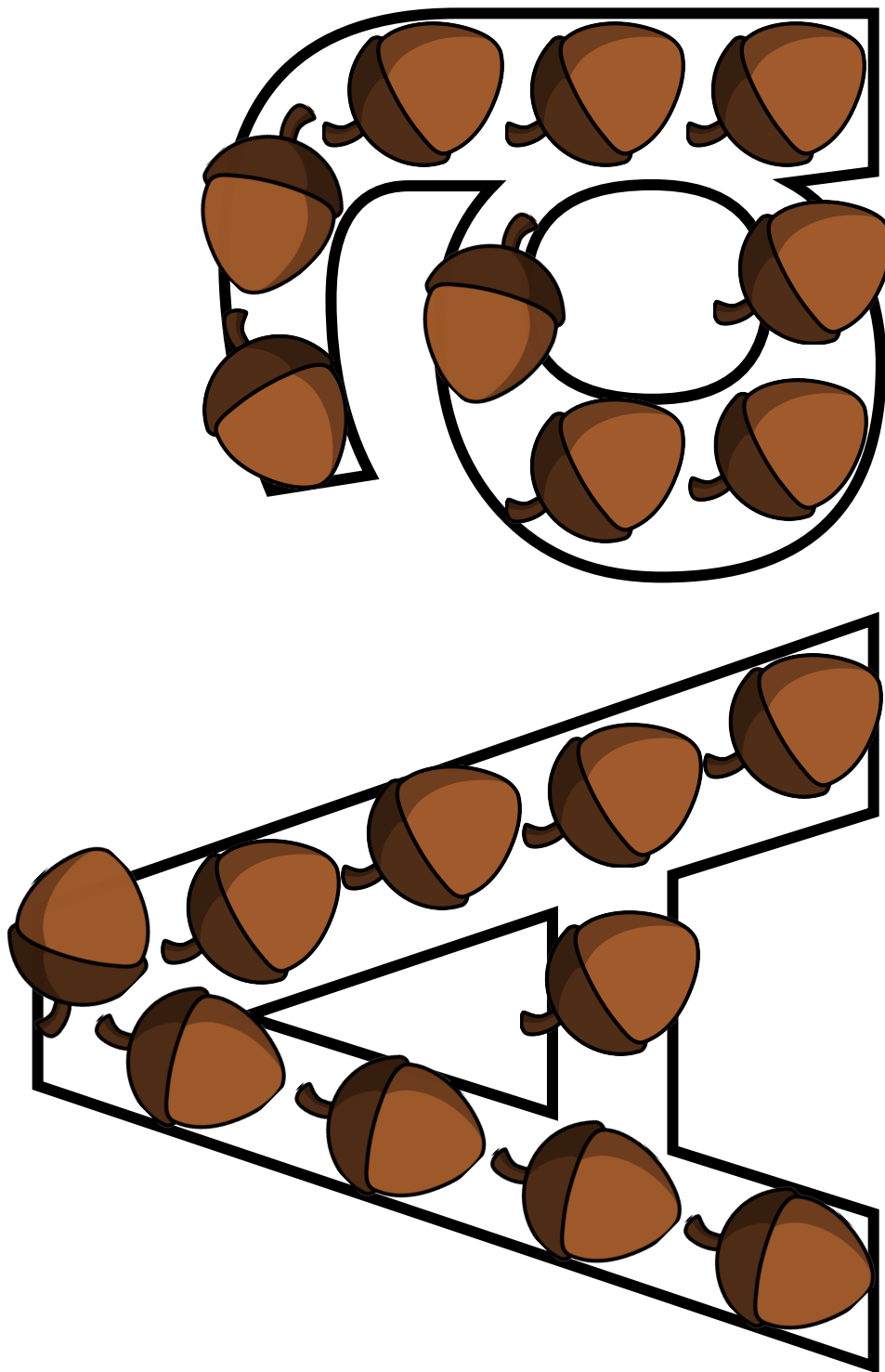



Letter “A” Craft

HappyandBlessedHome.com

Use the acorns to create the letter “Aa”.







Puzzle Crafts

Directions: Print, laminate and cut out puzzle pieces. To assist child, you may want to print an additional page as a guide.


Activities: Grown-ups can help the child assemble the puzzles.


Talk about the colors you see. Help your child piece together like colors, patterns and more.

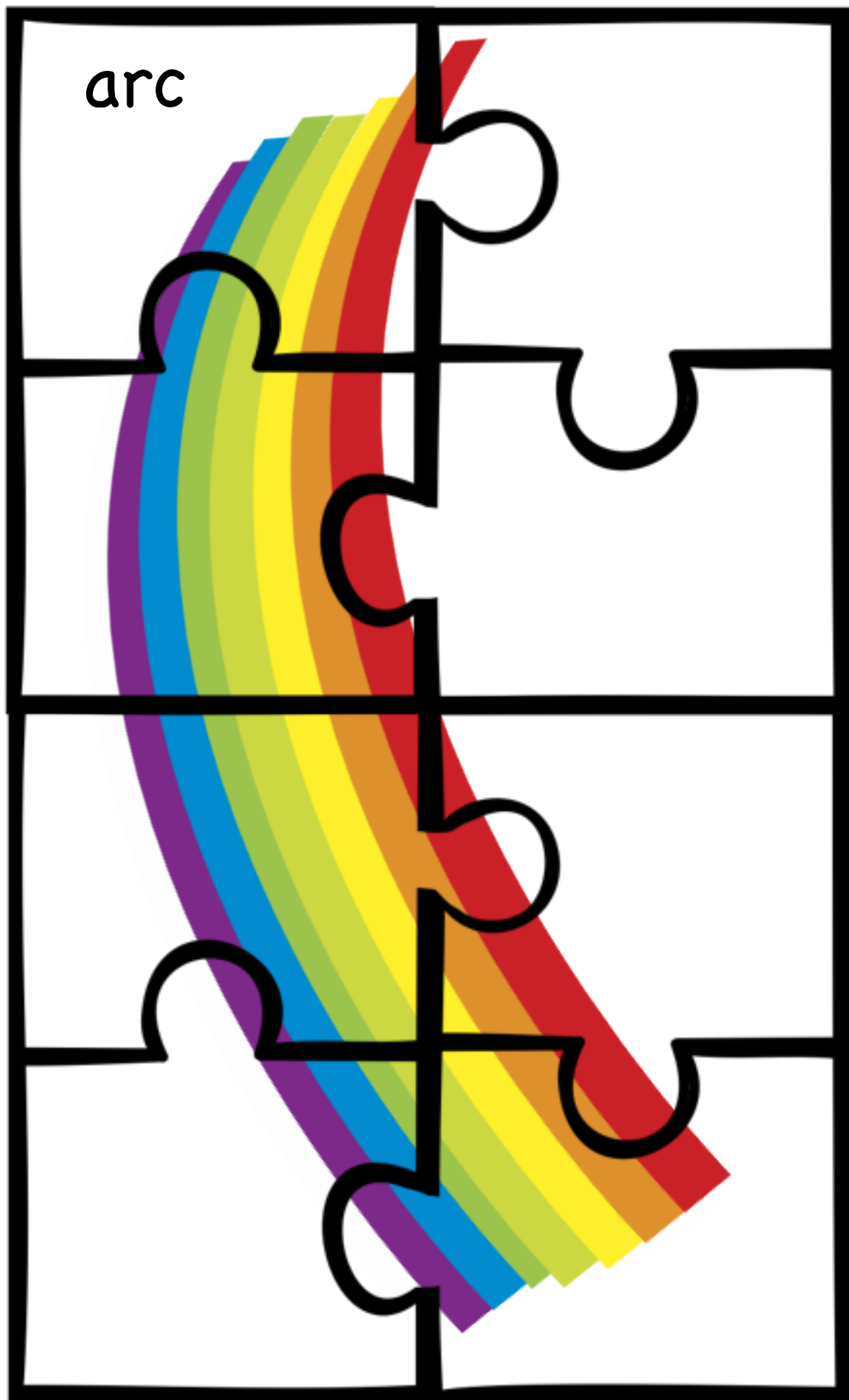
Have fun creating these puzzles with your little-one(s).

Special Note: The antelope puzzle is considerably more advanced. You may or may not be able to complete this puzzle with your child. Simpler puzzles are also included.

antelope puzzle







arc

Antelope Craft

Directions: This antelope craft can be used to create a puppet.

Activities: Grown-ups can help the child assemble the puppet.

Use yarn, string, pom-poms or other “furry” embellishments for animal’s fur. You can add “google” eyes for the eyes. Use puffy paint, finger-paints, colored sand, or other art supplies to add texture.

You can use this puppet to tell stories or you can use it in song, such as “Old McDonald had a Farm.” The puppet can be used as a teaching tool – tell your child about the sounds he makes, where he lives and what food he likes to eat.

These puppet pieces are designed to be used with a standard brown bag lunch sack that measures 10 5/8 x 5 1/8 x 3 1/8 inches.

Have fun creating this storytelling puppet with your little-one(s).




Antelope Craft

Easy to assemble version. Just cut into two parts – the head and the body. Paste the face/head onto the bottom of the brown paper sack so that when you move the “mouth” of the sack it looks as though the puppet is talking. Feel free to embellish as desired.

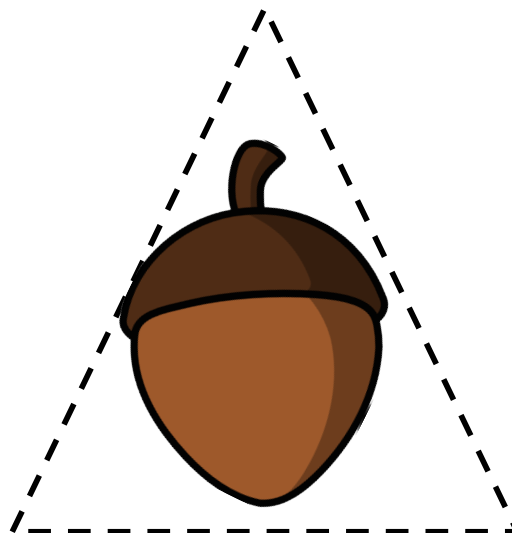
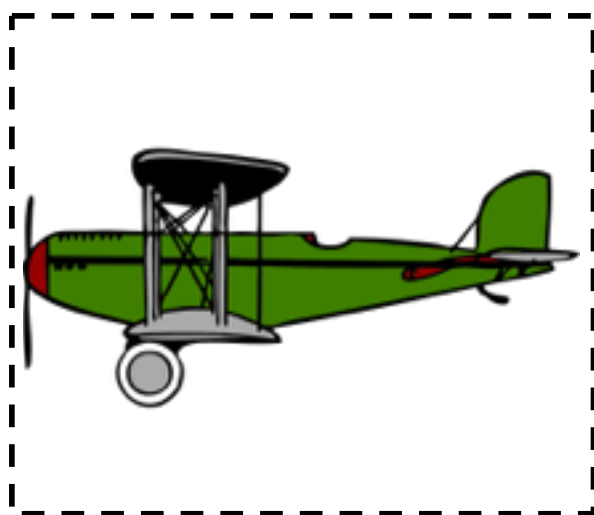


Apple Lace-Up

Print, laminate and cut out the picture. Use a hole punch to punch holes into circles near the edge of the picture. The card can be used to practice lacing with a shoestring or piece of yarn.



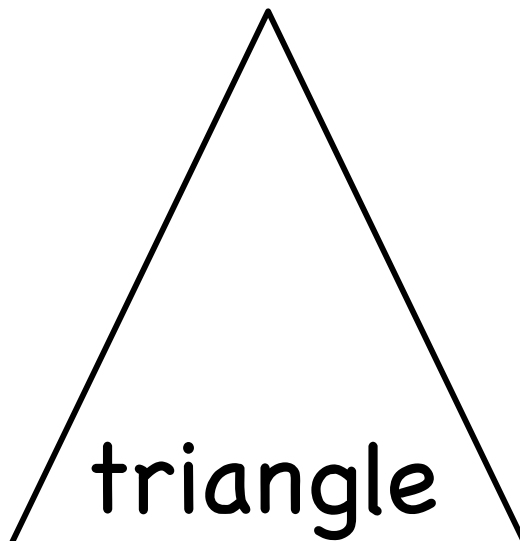
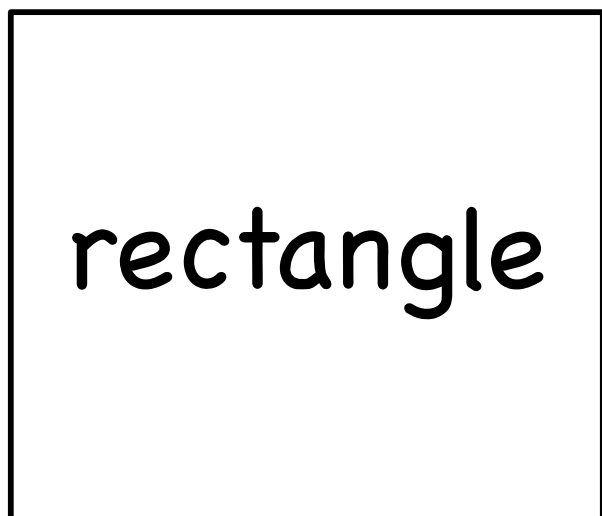
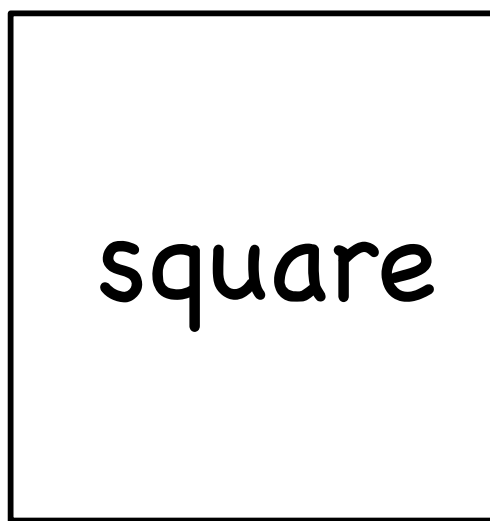

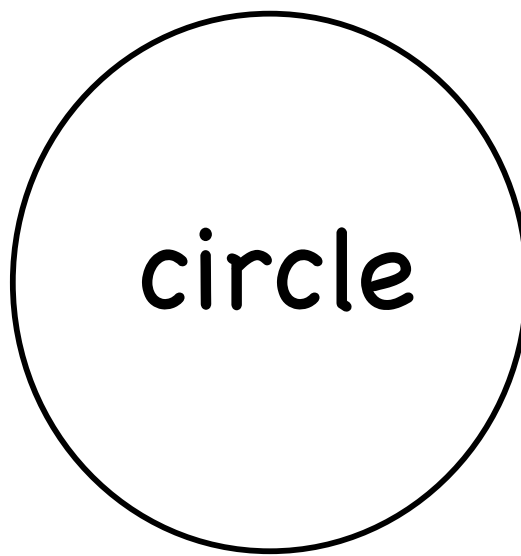

Cutting Practice

Grown-up: help child cut out along dotted line. Discuss shapes.



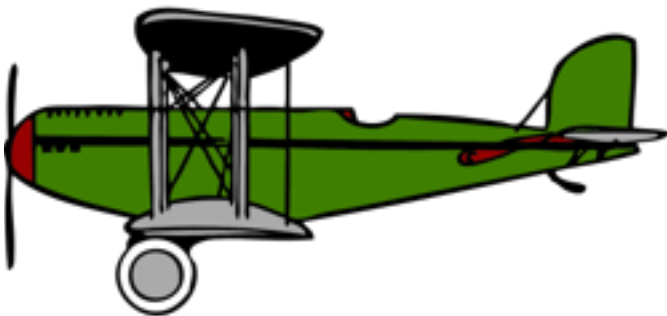


Cutting Practice

Point out qualities of various shapes. Cut out and align.




Which ones are living things?

Talk about the differences between living things and inanimate objects. Circle the living things.








Cutting Practice

Parent: Cut at dark lines.
Have child cut along dotted lines.




Align & Count

1	2	3	
1	2	3	
1	2	3	
1	2	3	
1	2	3	

Counting Airplanes

These airplanes can be used for a matching game or for counting and tracing.



Counting Planes

Print airplanes with either solid or dashed numbers on the back.

1	2	3	4
5	6	7	8
9	10	11	12
13	14	15	16
17	18	19	20

Tracing Numbers

Print pictures with either solid or dashed numbers on the back.


1	2	3	4
5	6	7	8
9	10	11	12
13	14	15	16
17	18	19	20

Letter “A”

Apple Game

HappyandBlessedHome.com





















1. Laminate the tree, fruit and cards. Cut out the apples.
2. Hang the tree and using blue tack attach the apples to the tree. You can write the words on the apples, or you can use this a counting game and write numbers on the apples.
3. Review the flashcards with your child.
4. Place one of each pair on a table and another as a stack. Draw from the stack and ask your child to tell you which image or word goes with each matching card.
5. For each correct answer, your child can take an apple off the tree and place it in his her basket.
6. If playing with more than one player the child with the most apples (once all are removed from the tree) wins. Or you can play until you’ve gone through all the cards at least once.
7. Reward player(s) with a fresh crunchy apple or apple snack at the end.





Add and subtract apples to the basket.

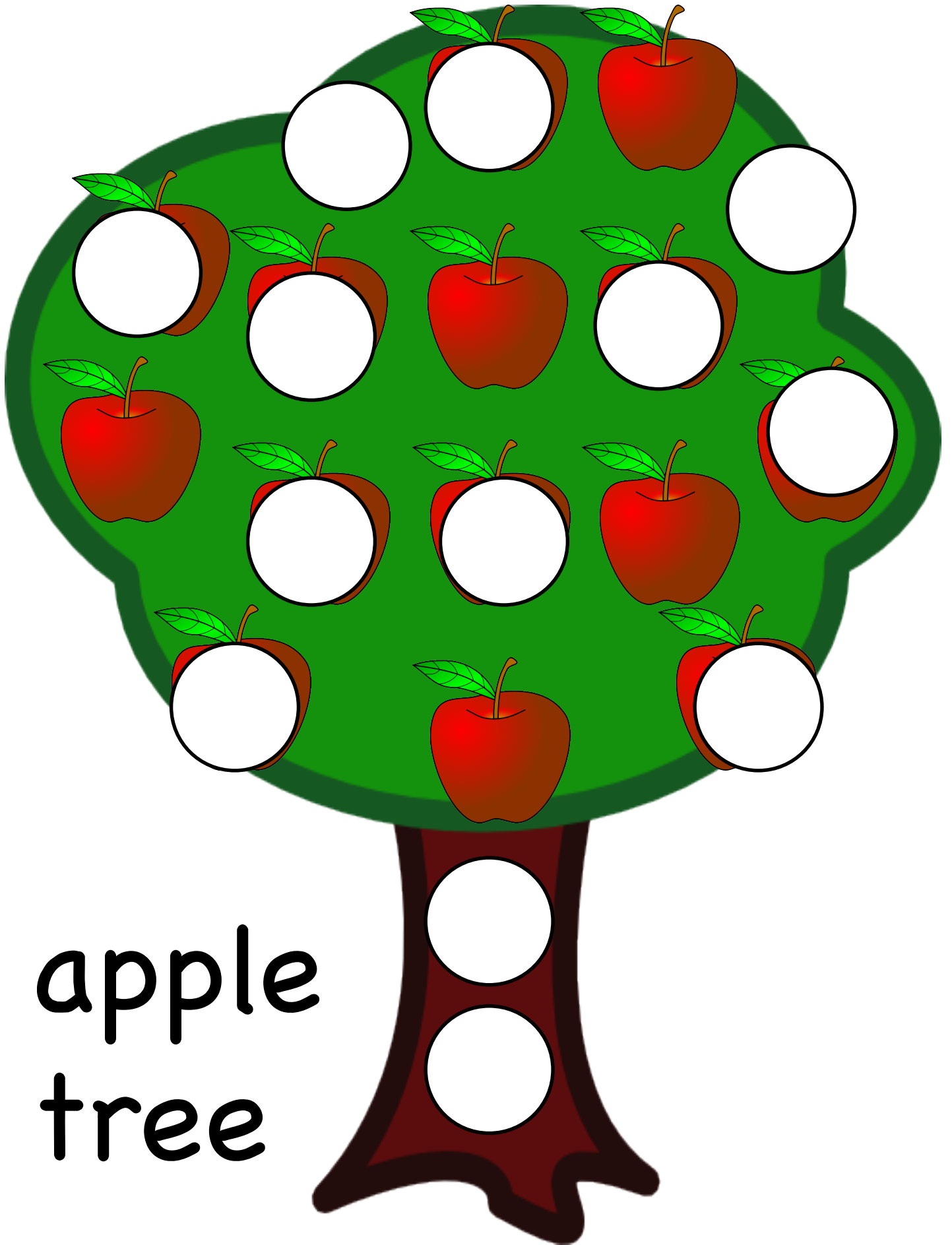
You can also use this as a counting activity. Ask your child how many apples are in the basket or on the tree. Use the apples for basic addition and subtraction. If you print these apples on an 8 ½" x 11" white or clear shipping label you can use them as stickers.




Letter “A” Do-a-dot

HappyandBlessedHome.com

This is a great activity to complete with [do-a-dot paints](#). You can also provide your child with stickers, pom-poms or some other small object to fill in the white circles.



apple
tree



apple

apple
basket



Letter “A”

Dolch Sight Words

HappyandBlessedHome.com

For more info on sight words
and on what age to use them,
please go to my post:

[Sight Words.](#)

a

am

an

and

as

at

ate

all

any

are

ask

about

after

again

always

apple

around

away